


Wheaton Sport Center's New Online Services Your Account

1. Online Services such as Your Account can be accessed by visiting the Wheaton Sport Center Web site at: <http://www.wheatonsportcenter.com> . Click the "Online Services" tab in the upper right corner of the Wheaton Sport Center homepage (circled in red below).



2. Clicking on Online Services brings you to the Member Log In screen (shown at right). Enter your Login Name & Password and click the Log In button.

Member Log In

Login Name:

Password:

[Join Now ? Click here.](#)
[Forgot password? Click here.](#)

3. After logging in, you will see the Online Services Home Page. Verify the information is correct. Under the Account Information tab, you have the option to view your transaction listing, statements, contact information, billing information, series sales, or the option to change your user name & password. You also have the option to sign out.

Online Services

Home

Account Information

- Transaction Listing
- Statements
- Contact Information
- Billing Information
- Series Sales
- Change Username/Password

Sign Out

Home

Welcome

Account Summary

Personal Information

Site:	Wheaton Sport Center
Name:	Web Master
Address:	100 Main , NA
Phone:	(555) 555-5555 Ext.
Home Club:	Wheaton Sport Center
Additional Clubs:	
Member Number:	Webmaster
Membership Type:	ZD
Join Date:	7/21/2008

Related Members

No details available

Online Services

Home

Account Information

- Transaction Listing
- Statements
- Contact Information
- Billing Information
- Series Sales
- Change Username/Password

Sign Out

Welcome: Web Master (Webmaster)

Transaction Listing

Current	30 Days	60 Days	90 Days	Total
\$0.00	\$0.00	\$0.00	\$0.00	\$0.00

View Transactions Between: 7/1/2008 **And** 7/29/2008

< Jul > < 2008 >

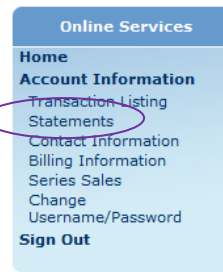
S	M	T	W	T	F	S
29	30	1	2	3	4	5
6	7	8	9	10	11	12
13	14	15	16	17	18	19
20	21	22	23	24	25	26
27	28	29	30	31	1	2
3	4	5	6	7	8	9

< Jul > < 2008 >

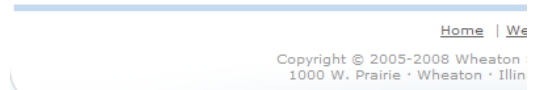
S	M	T	W	T	F	S
29	30	1	2	3	4	5
6	7	8	9	10	11	12
13	14	15	16	17	18	19
20	21	22	23	24	25	26
27	28	29	30	31	1	2
3	4	5	6	7	8	9

4. To view a transaction listing, click on "transaction listing" in the blue menu. You will then be asked to select a date range & click "view" (circled in red at left).

- To view statements, click on "statements" in the blue menu. You will then see a listing of available statements.



Available Statements



- To view your contact information, click on "contact information" in the blue menu. Make necessary changes & click "submit changes" (circled in red at left).

Online Services

Home

- Account Information
 - Transaction Listing
 - Statements
 - Contact Information
 - Billing Information
 - Series Sales
 - Change Username/Password
- Sign Out

Welcome: Web Master (Webmaster)

Edit Member Info

Personal Information

Salutation: Dr. Gender: Male

Last Name: Master Marital Status: Undisclosed

First Name: Web Date of Birth: * 1/1/1900

Middle Initial: Relationship: Main

Membership Type: ZD

Contact Information

Address: * 100 Main Phone: 555-555-5555

City/State/Zip: , NA Other Phone:

Zip Code: * NA Email: rcruz@csisoftwareusa.com

Emergency Contact: Emergency Phone:

* Required Fields

Submit Changes

- To view your billing information, click on "billing information" in the blue menu. Make necessary changes & click "submit changes" (circled in red at right).

Online Services

Home

- Account Information
 - Transaction Listing
 - Statements
 - Contact Information
 - Billing Information
 - Series Sales
 - Change Username/Password
- Sign Out

Welcome: Web Master (Webmaster)

Edit Member's financial Info

EFT Information

Bank Name: Account Type: Checking

Account: ABA:

Active: No

Credit Card Information

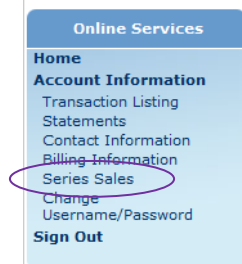
Number: Expiration: Jan (01) 2008

Street Address: Zip Code:

Active: No

Submit Changes

- To view series sale information, click on "series sale" in the blue menu.



Series Sales

9. To change your login name (user name) & password, click on “change user name & password” in the blue menu. Make changes & click “update” (circled in red at right).

The screenshot shows a web interface for changing a username and password. On the left is a blue sidebar menu titled "Online Services" with the following items: Home, Account Information, Transaction Listing, Statements, Contact Information, Billing Information, Series Sales, Change Username/Password (circled in purple), and Sign Out. The main content area is titled "Change Username/Password" and includes a welcome message "Welcome: Web Master (Webmaster)" and a shopping cart icon with "(0)". The form contains four input fields: "Username:" with the value "79336WMaster", "Old Password:", "New Password:", and "Confirm New Password:". At the bottom right, there are two buttons: "Update" (circled in red) and "Cancel".

10. After you have viewed your account information, be sure to click “sign out” in the blue menu.
11. Congratulations, you have successfully accessed your account information through Wheaton Sport Center’s new Online Services.